

USP

INCOMING
STUDENTS



2026

WELCOME
DAY



ENGLISH



VERSION



ESCOLA DE COMUNICAÇÕES E ARTES
UNIVERSIDADE DE SÃO PAULO



ENFERMAGEM



FAUUSP



IFUSP

Instituto de Física da USP



INSTITUTO DE
BIOCIÊNCIAS

FEUSP

Faculdade de Educação



IME



GEOCIÊNCIAS

USP





About São Paulo



How to arrive to São Paulo



University of São Paulo (USP)



How to reach the University City Campus (USP-Butantã)



Schools, Faculties and Institutes

*School of
Communication and
Arts*

School of Nursing

School of Engineering

*Faculty of Architecture,
Urbanism and Design*

*School of Farmaceutical
Sciences*

School of Education

Institute of Physics

*Institute of
Geosciences*

*Institute of
Mathematics and
Statistics*

*Institute of
Biosciences*

Joint Welcome Event



Enrollment at USP



Academic Life and USP's Systems




Cards and Documents



USP Facilities



Student Organizations



ÍNDICE
INDEX





About São Paulo



São Paulo, the largest city in Brazil, is home to over 12.3 million residents in its urban area, while its metropolitan region surpasses 22 million, making it one of the largest metropolises in the world. With a subtropical climate, the city experiences hot, humid summers with temperatures often exceeding 30°C, and mild winters, averaging around 13°C. São Paulo boasts modern infrastructure, including an extensive public transportation system and two major international airports, Guarulhos and Congonhas, connecting the city to global destinations.

A renowned academic hub, São Paulo is home to the University of São Paulo (USP), one of the top universities in Latin America and globally recognized in rankings such as the QS World University Rankings and Times Higher Education. USP excels across multiple fields of study, attracting students and researchers from around the globe. With an extensive network of libraries, museums, and research centers, the city provides a dynamic and inspiring academic environment for exchange students.

Beyond academics, São Paulo offers a vibrant lifestyle for young people. Ibirapuera Park, one of the city's most iconic green spaces, is perfect for outdoor activities and relaxation. Meanwhile, neighborhoods like Vila Madalena and Rua Augusta are famous for their alternative culture and lively nightlife. Strategically located, São Paulo also serves as a gateway to explore nearby beaches and historic towns, ensuring a well-rounded experience that blends learning, culture, and fun.

How to arrive to São Paulo



Foreign students usually arrive at São Paulo/Guarulhos International Airport – Governor André Franco Montoro, located approximately 30 km from the city of São Paulo. We recommend that students arrive in São Paulo at least 10 days before classes begin. This allows sufficient time to settle in, adapt to their new environment, and complete the necessary documentation with the Federal Police. There are several ways to travel from the International Airport to the city of São Paulo:

By taxi

For a higher level of comfort and convenience (especially since you'll have your luggage), we recommend booking your ride in advance with services located inside the airport's arrivals hall.

An example is the Guarucoop taxi service (www.guarucoop.com.br). For safety and to avoid unnecessary expenses, avoid using unlicensed services.

By ride-sharing services

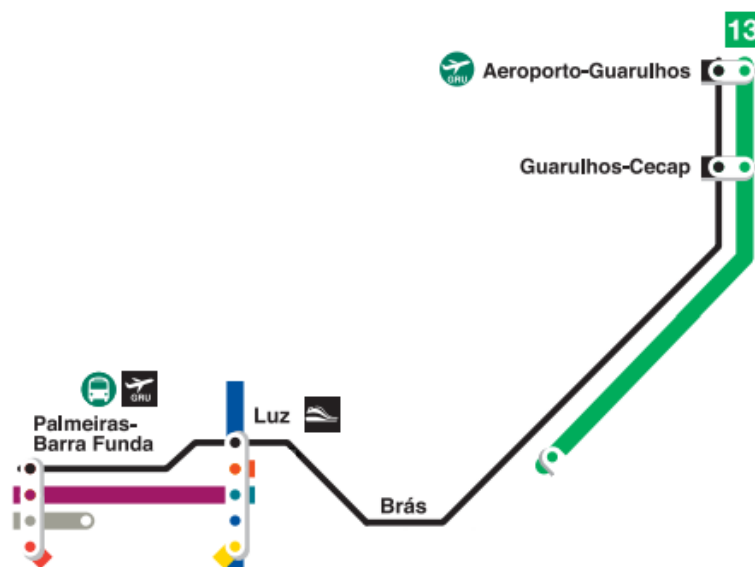
Private car services like Uber and 99 are available in São Paulo and can be booked through mobile apps. These services are generally more affordable than taxis and offer a practical option for getting into the city.

By public transportation

If you arrive at Guarulhos Airport, you can use the CPTM Line 13-Jade to reach São Paulo. This train line, also known as the Airport Express, connects to major metro and bus stations, such as Luz Station and Palmeiras-Barra Funda Station. It's an inexpensive option that avoids traffic, but it may be challenging if you have heavy luggage, especially during rush hours. Additionally, the Airport Express operates hourly, which could be inconvenient after a long flight.

For more details, visit www.cptm.sp.gov.br/sua-viagem/Pages/sua-viagem.aspx.

Alternatively, the Metropolitan Urban Transport Company (EMTU) offers the Airport Bus Service, with affordable rates starting at R\$39.00. It connects the airport to destinations like Avenida Paulista, Praça da República, Congonhas Airport, Tietê Bus Terminal, and Barra Funda Bus Terminal. For more information, visit www.airportbusservice.com.br.



University of São Paulo (USP)



The University of São Paulo (USP), founded in 1934, is one of the public universities funded by the State Government of São Paulo, alongside the State University of Campinas (Unicamp) and the São Paulo State University (UNESP). Education at USP is free of charge by regulation, and admission to undergraduate programs is open to anyone who has completed high school. Entry is through a public exam (known as the vestibular), conducted by Fuvest (University Foundation for the Entrance Exam – an autonomous organization linked to the University).

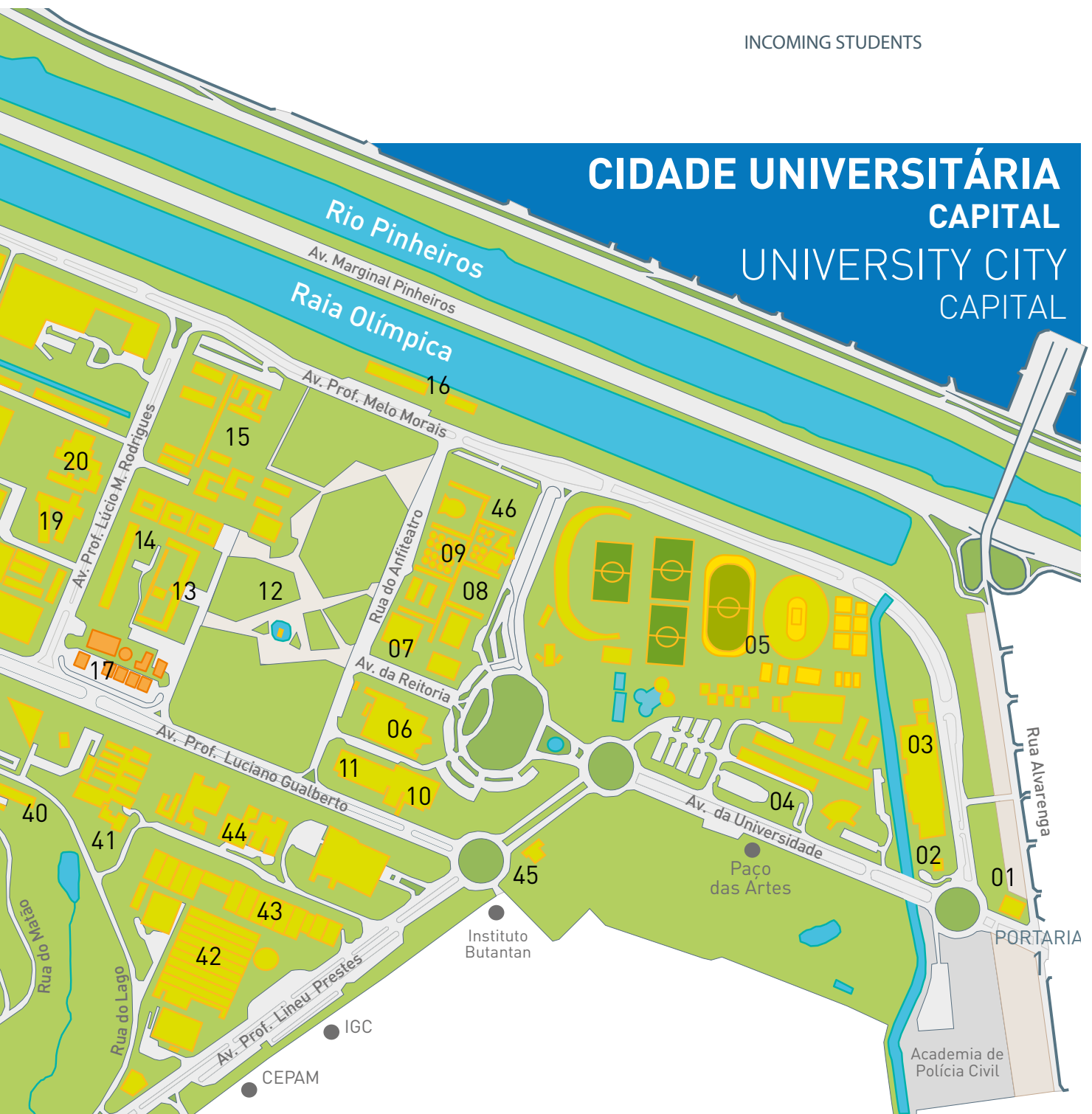
USP is one of the largest higher education institutions in Latin America. It comprises 42 teaching and research units distributed across eleven campuses: São Paulo (with locations in the neighborhoods of Butantã, Clínicas, Centro, and Ermelino Matarazzo), Bauru, Lorena, Piracicaba, Pirassununga, Ribeirão Preto, Santos, and São Carlos. The main campus, Cidade Universitária Armando de Salles Oliveira, is located in São Paulo and is the largest of all USP campuses, covering an area of 7,443,770 m². This campus houses the administrative headquarters of the university, most teaching, research, and extension units, as well as central offices such as the rector's office and the pro-rectorates.

USP currently offers 229 undergraduate programs and 225 postgraduate programs, each managed by its respective unit, except for certain interdisciplinary and multi-unit courses. The units are generally divided into departments responsible for the courses offered or specific research areas. For more information, visit: www5.usp.br

WELCOME DAY 2026

01. Fundação Universitária para o Vestibular - FUVEST
02. Centro de Visitantes
03. Escola de Educação Física e Esporte - EEF
04. Faculdade de Educação - FE
05. Centro de Práticas Esportivas - CEPEUSP
06. Reitoria e Coordenadoria de Administração Geral (CODAGE),
Editora da USP (EDUSP), Instit. de Estudos Avançados (IEA)
07. Espaço das Artes - EdA
08. Cjto Residencial (CRUSP) e Coord. Assistência Social (COSEAS)
09. PROLAM, PROCAM e CINUSP
10. Espaço Brasiliana
11. Instituto de Estudos Brasileiros - IEB
12. Praça do Relógio
13. Antiga Reitoria: Coord. Comunicação Social (CCS),
Sist. Integrado de Bibliotecas (SIBI)





- 14. Escola de Comunicações e Artes - ECA
- 15. Instituto de Psicologia - IP
- 16. CEPEUSP: Raia Olímpica
- 17. Praça dos Bancos
- 18. Economia e Administração - FEA
- 19. Inova USP
- 20. Centro de Difusão Internacional - CDI
- 21. Relações Internacionais - IRI
- 22. Escola Politécnica - POLI
- 23. Eletrotécnica e Energia - IEE
- 24. Astronomia e Geofísica - IAG

- 25. Matemática e Estatística - IME
- 26. Arquitetura e Urbanismo - FAU
- 27. Rádio USP
- 28. Instituto Oceanográfico - IO
- 29. Instituto de Física - IF
- 30. Prefeitura do Campus - PCO
- 31. Museu Arqueol. e Etnologia - MAE
- 32. Hospital Universitário - HU
- 33. Ciências Biomédicas - ICB III
- 34. Odontologia - FO
- 35. Medicina - FM / Fonoaudiologia, Fisioterapia e T.O. - FOFITO

- 36. Med. Veterinária e Zootec. - FMVZ
- 37. Biociências - ICB I, II e IV
- 38. Instituto de Biologia - IB
- 39. Clube da Universidade
- 40. Administração da FFLCH
- 41. Instituto de Geociências - IG
- 42. Instituto de Química - IQ
- 43. Ciências Farmacêuticas - FCF
- 44. Filosofia, Letras e C. Humanas - FI
- 45. Casa da Cultura Japonesa
- 46. Anfiteatro Camargo Guarnieri
- 47. Centro Computação Eletrônica - C
- 48. Arquivo Geral da USP

How to reach the University City Campus (USP-Butantã)



The main campus is located in the western zone of the city, in the Butantã neighborhood. Access is facilitated by the public transportation network of the State of São Paulo, including the metro system (which encompasses the CPTM train service and the São Paulo Metro) and various regular bus lines that go directly to the USP campus.

Taxi

In São Paulo, taxi services are provided by white vehicles with red license plates. There are three categories (regular, special, and radio-taxi), and taxis can be hailed on the street or booked via phone. Below are some company options:

Ligue-taxi

*(11) 2101-3030 ou (11) 2101-3018
www.liguetaxi.com.br*

Paulista Radiotaxi

(11) 3740-5544 ou (11) 3751-4555

*The SPtaxi app, available for iOS and Android, was created by the city government and offers regular discounts to users. For more information, visit:
sp156.prefeitura.sp.gov.br*

Buses

Currently, the bus fare can be paid in cash or through the Bilhete Único system (a rechargeable electronic card). The Bilhete Único can be purchased on the SPTrans website for a fee. For more information, access <https://bilheteunico.sptrans.com.br/>.

Below are some bus lines that depart from different points in São Paulo and go to the University City:

177H-10	Metrô Santana – Butantã USP
701U-10	Metrô Santana – Butantã USP
702U-10	Terminal Parque Dom Pedro II – Butantã USP
7181-10	Terminal Princesa Isabel – Cidade Universitária
7411-10	Praça da Sé – Cidade Universitária
7725-10	Rio Pequeno – Terminal Lapa
8082-10	Metrô Butantã – Cidade Universitária*
8083-10	Metrô Butantã – Cidade Universitária*
8084-10	Metrô Butantã – Cidade Universitária*

**These buses are free for students, professors, and staff of USP, upon using the Bilhete USP (BUSP) card. See the corresponding map on the following page.*

Within the Butantã Campus, there is a bus terminal located next to the Polytechnic School, which serves as a stop for several bus lines. More information about routes (bus itineraries) and schedules can be obtained by calling 156 or visiting the SPTrans website (www.sptrans.com.br),

where you can find the best options for getting from one point to another in São Paulo.

Pay attention to the bus line number and its destination, as many lines share the same final stop but follow different routes.

Some apps can make using buses in São Paulo easier. Among the most popular are Moovit

(moovitapp.com) and Cadê o Ônibus?

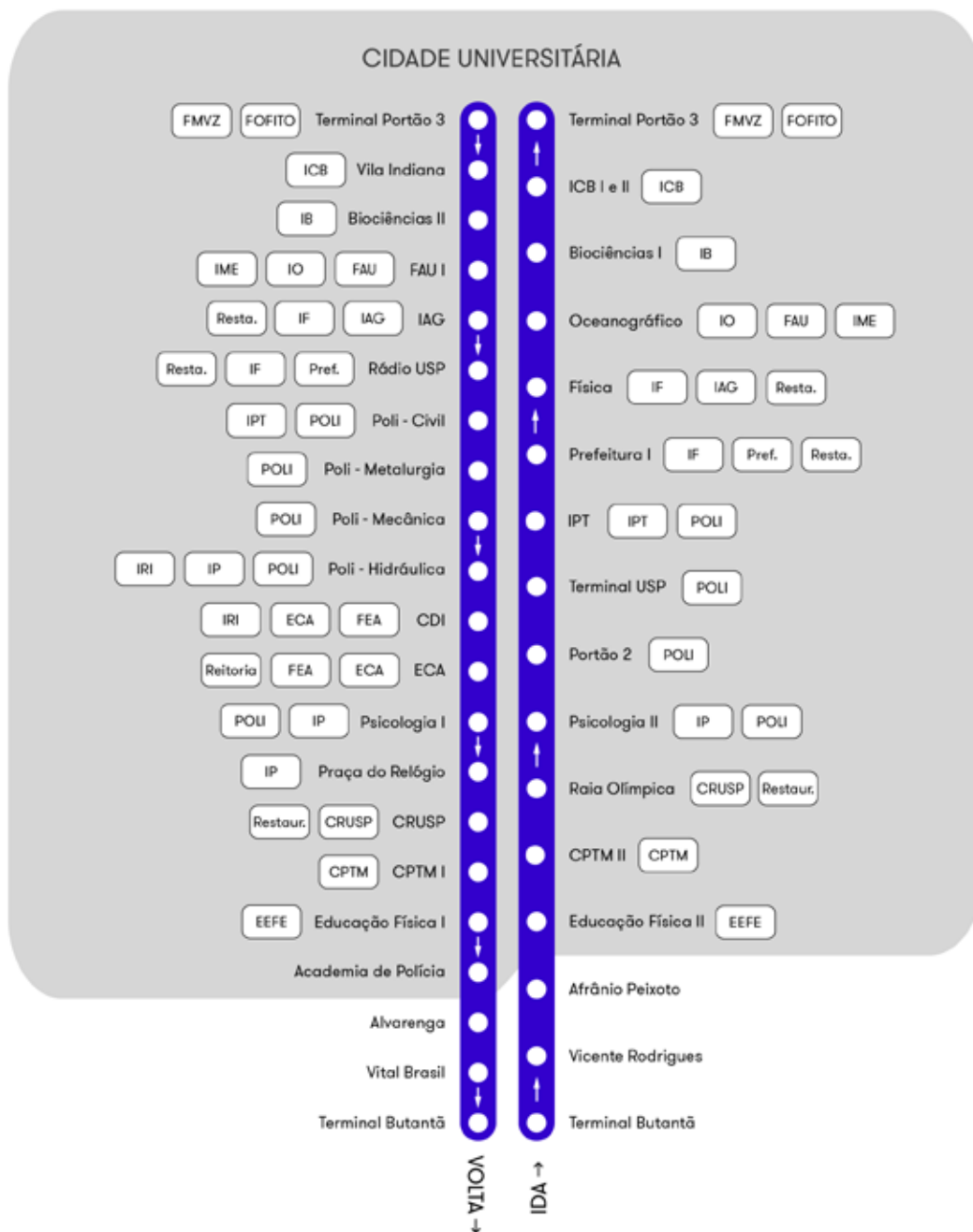
(www.cadeoonibus.com.br), which provide itineraries and real-time bus locations throughout the city.

USP Buses

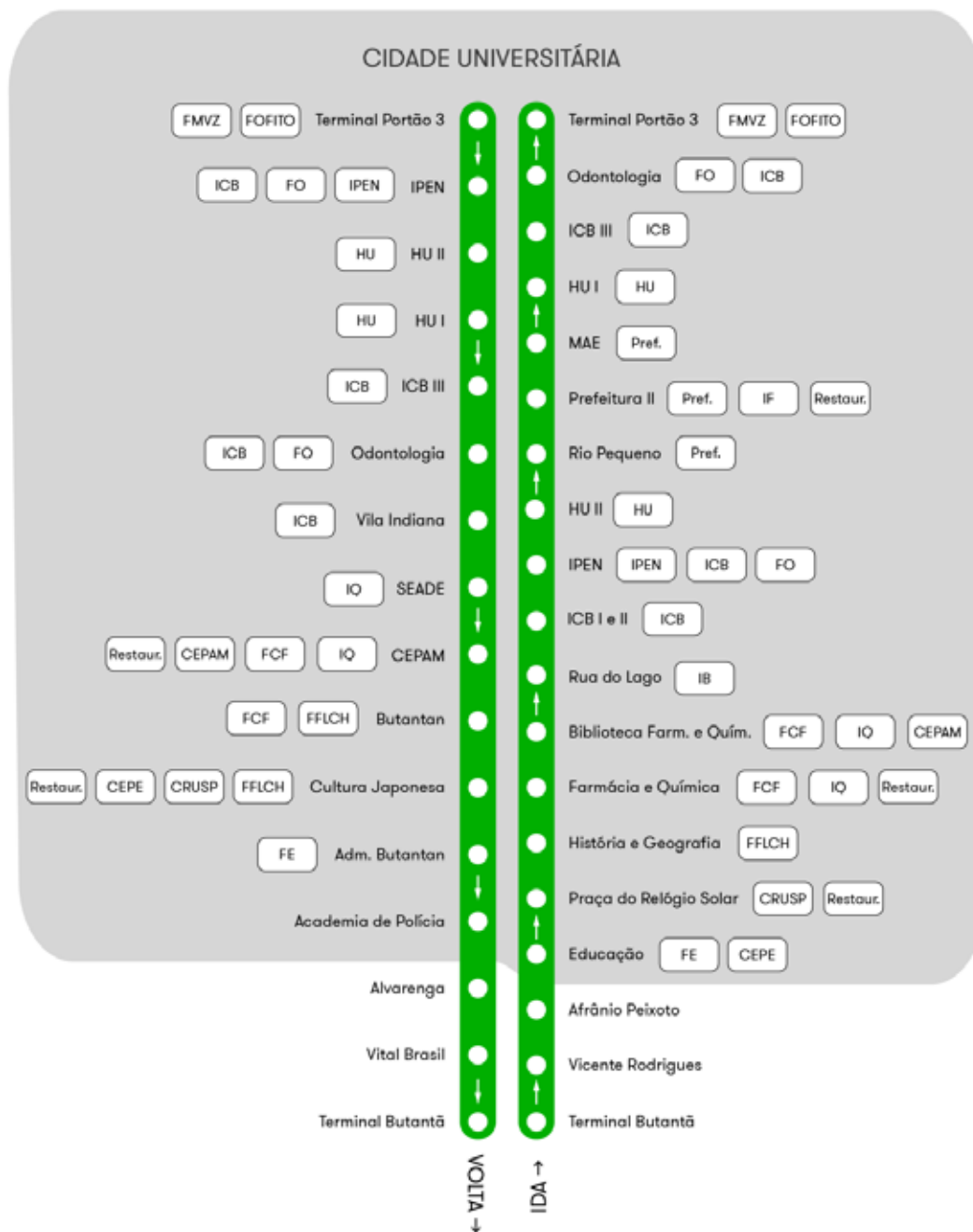
The bus lines 8082, 8083, 8084, and 8085 are free for USP students, professors, and staff upon presentation of the USP Card (BUSP) - check the details on pages 22, 23, 24 and 25 of this guide. The routes of these four lines are detailed on the following pages.



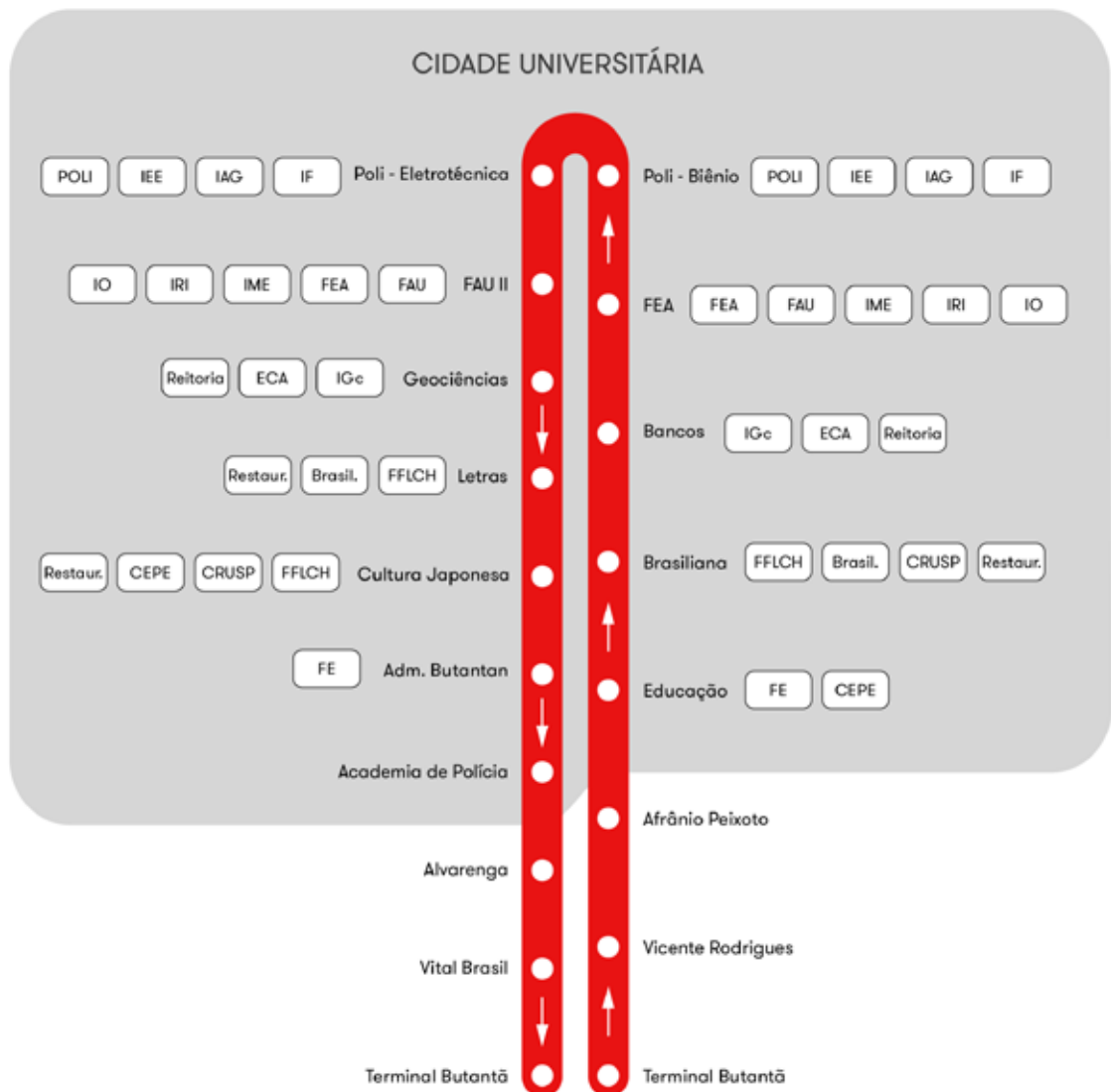
LINHA 8082-10
CIDADE UNIVERSITÁRIA / METRÔ BUTANTÃ
VIA MELLO MORAES / MATÃO



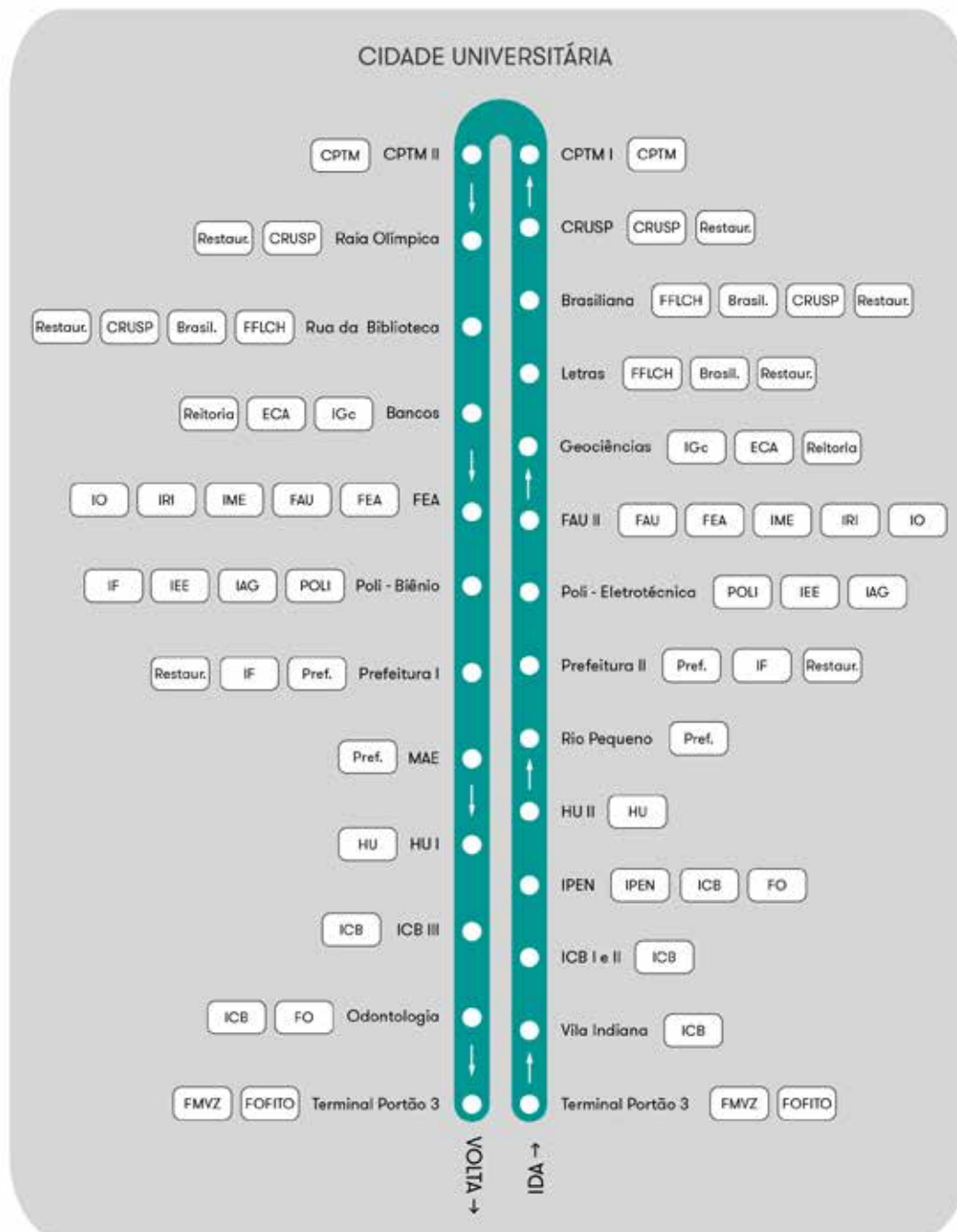
LINHA 8083-10
CIDADE UNIVERSITÁRIA / METRÔ BUTANTÃ
VIA LINEU PRESTES



LINHA 8084-10 (CIRCULAR)
CIDADE UNIVERSITÁRIA / METRÔ BUTANTÃ
VIA LUCIANO GUALBERTO



LINHA 8085-10 (CIRCULAR)
P3 CIRCULAR USP
CIRCULAR INTERNO



Subway

São Paulo's subway network consists of 6 lines, totaling 104.4 km in length and 91 stations, divided as follows:

- Line 1 (Blue): Jabaquara – Tucuruvi*
- Line 2 (Green): Vila Prudente – Vila Madalena*
- Line 3 (Red): Palmeiras-Barra Funda – Corinthians-Itaquera*
- Line 4 (Yellow): Vila Sônia – Luz*
- Line 5 (Lilac): Capão Redondo – Chácara Klabin*
- Line 15 (Silver): Vila Prudente – Jardim Colonial*

The subway is integrated with the São Paulo Metropolitan Train Company (CPTM) at the stations Luz, Pinheiros, Tamanduateí, Brás, Palmeiras-Barra Funda, Tatuapé, Corinthians-Itaquera, and Santo Amaro, facilitating travel within the city.





























The CPTM train lines are:

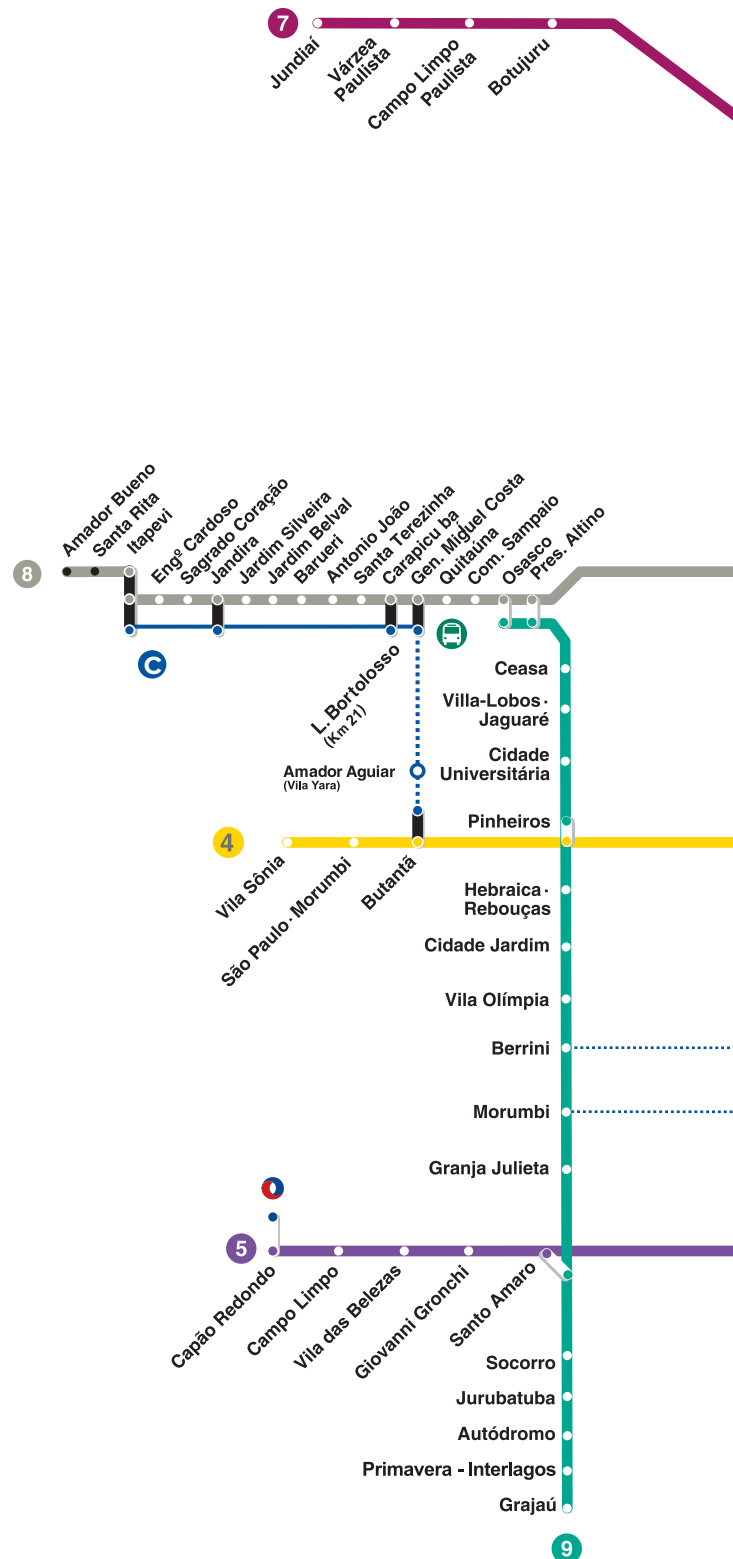
- Line 7 (Ruby): Jundiaí – Brás*
- Line 8 (Diamond): Amador Bueno – Júlio Prestes*
- Line 9 (Emerald): Osasco – Grajaú*
- Line 10 (Turquoise): Brás – Rio Grande da Serra*
- Line 11 (Coral): Luz – Estudantes*
- Line 12 (Sapphire): Brás – Calmon Viana*
- Line 13 (Jade): Engº Goulart – Airport – Guarulhos*

The closest station to Cidade Universitária is Butantã Station, on the Yellow Line of the subway. (See the corresponding map on the next page.) For more information about the subway, visit: www.metro.sp.gov.br.

MAPA DO TRANSPORTE METROPOLITANO

METROPOLITAN TRANSPORTATION MAP

	1 Linha 1 · Azul <i>Line 1-Blue</i>	METRÔ
	2 Linha 2 · Verde <i>Line 2-Green</i>	METRÔ
	3 Linha 3 · Vermelha <i>Line 3-Red</i>	METRÔ
	4 Linha 4 · Amarela <i>Line 4-Yellow</i>	VIAQUATRO
	5 Linha 5 · Lilás <i>Line 5-Lilac</i>	VIAMOBILIDADE
	7 Linha 7 · Rubi <i>Line 7-Ruby</i>	CPTM
	8 Linha 8 · Diamante <i>Line 8-Diamond</i>	CPTM
	9 Linha 9 · Esmeralda <i>Line 9-Emerald</i>	CPTM
	10 Linha 10 · Turquesa <i>Line 10-Turquoise</i>	CPTM
	11 Linha 11 · Coral <i>Line 11-Coral</i>	CPTM
	12 Linha 12 · Safira <i>Line 12-Sapphire</i>	CPTM
	13 Linha 13 · Jade <i>Line 13-Jade</i>	CPTM
	15 Linha 15 · Prata <i>Line 15-Silver</i>	METRÔ
	Expresso Turístico <i>Touristic Express</i>	CPTM
	Ponte ORCA - tarifada <i>Orca Shuttle Service</i>	EMTU
	Corredor Metropolitano de Ônibus <i>Metropolitan Bus Corridor</i>	EMTU
	Corredor São Mateus - Jabaquara <i>São Mateus - Jabaquara Corridor</i>	EMTU
	Corredor Guarulhos - SP <i>Guarulhos - SP Corridor</i>	EMTU
	Corredor Itapevi - SP <i>Itapevi - SP Corridor</i>	EMTU
	Trecho do viário com tráfego compartilhado <i>Street sector with shared traffic</i>	EMTU
	Terminal Metropolitano de Ônibus <i>Metropolitan Bus Terminal</i>	
	Estação <i>Station</i>	
	Integração - gratuita <i>Integration - Free Interchange</i>	
	Integração - tarifada <i>Integration - Paid Interchange</i>	
	Integração - gratuita: Horário Especial (veja no site: METRÔ/CPTM) <i>Integration - Free Interchange during off-peak hours (see website: METRÔ/CPTM)</i>	
	Distância em metros entre estações a pé <i>Distance in meters between stations, on foot</i>	
	Terminal Rodoviário <i>Road Terminal</i>	
	Aeroporto <i>Airport</i>	





Schools, Faculties and Institutes



5.1 School of Communications and Arts



The Escola de Comunicações e Artes (ECA) at the University of São Paulo was established in 1966 and is a reference institution in Latin America. As a public higher education institution, it trains professionals and researchers in the fields of communication and arts while fostering scientific knowledge through its laboratories and research centers.

ECA offers 22 undergraduate programs, with 15 focused on Arts, such as Set Design, Painting, Singing, Conduc-

ting, among others, and 4 in Social Communication: Journalism, Publishing, Advertising, and Public Relations. Additionally, it provides programs in Library Science, Tourism, Audiovisual Studies, and Educommunication.

The School of Dramatic Arts (EAD), integrated into ECA, offers the technical course "Actor Training." ECA's structure comprises eight departments and the EAD, supported by modern infrastructure for teaching, research, and outreach.



ECA International Relations Office

- Address: Av. Prof. Lúcio Martins Rodrigues, 443 – Butantã – São Paulo/SP
- Website: www.eca.usp.br
- Email: crint-eca@usp.br
- Phone/Whatsapp: +55 11 3091-4478
- Instagram: [@crint-eca](https://www.instagram.com/crint-eca)

Office Hours:

Monday, Wednesday, and Friday: 1:00 PM to 5:00 PM

Tuesday and Thursday: 9:00 AM to 1:00 PM

ECA's Map



5.2 School of Nursing



The USP School of Nursing (EEUSP) was founded on October 31, 1942. Its building is considered a historical and artistic heritage site, being one of the first modernist buildings in São Paulo. It is located in the Health/Law Quadrilateral, near metro stations and the main public transport corridors of the city of São Paulo. In addition to its own library, simulation and research laboratories, it houses the Historical-Cultural Center of Ibero-American Nursing, which is open to visitors.

EEUSP is the space of the protagonism of great women, illustrious leaders who are a reference in the history of Brazilian Nursing, such as Prof. Edith Frankel, who created the Brazilian Nursing Association (ABEn) and was involved in the founding of the Annals of Nursing, later the Brazilian Journal of Nursing (REBEn).

ters, doctors, and post-doctoral researchers, and developing research that impacts the improvement of health conditions and quality of life, in addition to contributing to the formulation of public health policies.

We have five postgraduate programs and 51 research groups in the most diverse areas and specializations of Nursing. We also have REEUSP (Revista de Ensino Superior do Universidade de São Paulo), with 57 years of existence, which is one of the most important Brazilian scientific journals and has grown in international recognition. We are home to the Brazilian Center for Evidence-Based Healthcare: JBI Center of Excellence (JBI Brazil), in partnership with the University Hospital of USP. EEUSP is widely recognized for its training in systematic review methodologies and evidence implementation.

Our faculty is competent and engaged, recognized nationally and internationally; our technical-administrative staff are competent and valuable; we are an inclusive School, with students proud to be from USP!

Come and get to know us and be part of our community!



- International Relations Office of the EE
- Address - Av. Dr. Enéas de Carvalho Aguiar, 419 CEP.: 05403-000 - São Paulo - SP
- Website: <https://www.ee.usp.br/>
- Email: ccintee@usp.br
- Phone: +55 11 3061-7541 / + 55 11 3061-8171

Opening Hours: Monday to Friday, from 8 am to 5 pm.

5.3 School of Engineering



Founded in 1893, the Escola Politécnica (Poli) of the University of São Paulo (USP) is one of the most important engineering education institutions in Latin America. With over a century of history, it has educated generations of engineers who have excelled in their professional fields and contributed to the country's political life.

Poli has nine buildings at Cidade Universitária in São Paulo and hosts more than 5,000 students. The school is organized into 15 departments, offering 17 undergraduate programs. It is renowned for its excellence in education, research, and partnerships with national productive sectors, holding a leading position in Engineering and Technology in Latin America.

Beyond preparing technically skilled engineers for their profession, Poli embraces a philosophy and

structure aimed at internationalization. Since 1998, it has offered students opportunities to complete part of their studies abroad. Its numerous agreements with higher education and research institutions in various countries, along with participation in networks such as T.I.M.E., Cluster, and Magalhães, ensure the excellence of its exchange programs.



Poli International Relations Office

- *Address: Avenida Prof. Luciano Gualberto, Travessa do Politécnico – number 380, ZIP Code – 05508-010 – São Paulo – SP (1st floor)*
- *Website: <https://www.poli.usp.br/>*
- *Email: crint.poli@usp.br*
- *Phone: +55 11 3091-1868*

Office Hours:

Monday to Friday: 8:00 AM to 12:00 PM

5.4 *Faculty of Architecture, Urbanism and Design*



The Faculdade de Arquitetura, Urbanismo e Design at the University of São Paulo (FAU-USP) was founded in 1948, during the movement to establish the first higher education architecture courses in Brazil. Its creation, evolving from the former engineer-architect program at USP's Polytechnic School, resulted in a unique professional training profile for the time, balancing technical disciplines with a strong emphasis on urbanism education.

The undergraduate program in Architecture and Urbanism was established in 1948 and initially operated in the Vila Penteado Building, located in the Higienópolis neighborhood in central São Paulo. In 1969, the Vilanova Artigas Building was inaugurated, and since then, the undergraduate program

has been offered there.

Research laboratories were organized within the school starting in the 1990s, consolidating individually developed studies and experiences. This led to the formation of research groups and teams, the adoption of new methodologies, the updating and production of specialized bibliographies, and the professionalization of research outputs, aligning with USP's educational mission.

In 2006, the undergraduate Design program was launched, stemming from the integration of disciplines in Visual Design and Industrial Design—fields that had historically been part of the interdisciplinary curriculum of FAU's Architecture and Urbanism program.



FAU International Office:

- *Address: Rua do Lago, 876 – Butantã – São Paulo/SP*
- *Website: www.fau.usp.br*
- *Email: international.fau@usp.br*
- *Phone: +55 11 3091-1576*

Office Hours:

Monday to Friday, from 10:00 AM to 12:00 PM and from 1:30 PM to 6:00 PM.


5.5 *Faculty of Farmaceutical Sciences*



The School of Pharmaceutical Sciences (FCF-USP) at the University of São Paulo traces its origins to the former School of Pharmacy of São Paulo, founded on October 12, 1898, and has a long history dedicated to excellence in teaching, research, and service to society — fundamental pillars of the University of São Paulo.

Located in the Armando de Salles Oliveira University Campus, covering 23,200 m², FCF carries out its activities across four departments: Food and Experimental Nutrition, Clinical and Toxicological Analysis, Pharmacy, and Biochemical-Pharmaceutical Technology. As of June 2025, the School has 75 faculty members, responsible for the education of approximately 950 undergraduate students, 315 graduate students, and supported by 125 staff members.

To support its academic and social activities, FCF-USP offers the Chemistry Complex Library, which holds a collection of over 100,000 items and provides access to online databases; the Biomodel Research Center, which follows international standards of quality and safety in research; a Laboratory Animal Facility; and the University Pharmacy, an essential space for student practice that integrates different areas of the Pharmacy program and offers direct services to the public, strengthening both academic training and the Faculty's social role.



- FCF International Relations Office
- Address: Av. Prof. Lineu Prestes, 580 – Building 13A – Cidade Universitária – São Paulo/SP – 05508-000
- Website: www.fcf.usp.br
- E-mail: crintfcf@usp.br
- Phone: +55 11 3091-3261
- Office Hours:
Monday to Friday, from 8:00 AM to 1:00 PM and from 2:30 PM to 5 PM

5.6 Faculty of Education



The Faculdade de Educação at the University of São Paulo (FEUSP) offers undergraduate courses (in Pedagogy and other Teacher Education programs) and graduate programs (Master's and Doctorate in Education). In collaboration with 10 other academic units on the Butantã campus of the University, it jointly coordinates 17 Teacher Education programs in the following areas: Performing Arts, Visual Arts, Biological Sciences, Social Sciences, Physical Education, Media Education, Nursing, Philosophy, Physics, Geography, Geosciences and Environmental Education, History, Languages and Literature (with 16 distinct specializations), Mathematics, Music, Psychology, and Chemistry.

In initial teacher training, FEUSP develops diverse projects, such as Research Initiation in the field of Education and University Extension programs. The School also plays a significant role in continuing education by offering courses, seminars, research

projects, and extension activities aimed at education professionals—teachers, technical staff, and administrators. These initiatives foster the development of new professional profiles that emerge from the intersection of research and contemporary educational demands.

FEUSP also administers a K-12 school, the Escola de Aplicação, which is committed to providing free, high-quality public education to its students while serving as a benchmark for improving pedagogical practices, aiming to extend its impact beyond the walls of the University.



FEUSP International Relations Office

- *Address: Av. da Universidade 308 – Butantã, São Paulo/SP – Brazil, ZIP Code 05508-040*
- *Website: www.fe.usp.br*
- *Email: ccint.fe@usp.br*
- *Phone: +55 (11) 3091 2067 / 2648-1166*

Office Hours:

Monday to Friday, from 9:00 AM to 12:00 PM and from 1:30 PM to 5:00 PM.

5.7 *Institute of Biosciences*



The Institute of Biosciences (IB) at the University of São Paulo (USP) traces its legacy back to 1934, when USP was founded and the former Faculty of Philosophy, Sciences, and Letters housed the first biology-related departments. Decades later, during the University Reform of 1969, the Institute of Biosciences was officially established, marking a new era for biological research and education in Brazil.

Comprising five departments (Botany, Ecology, Physiology, Genetics and Evolutionary Biology, and Zoology), the Institute is a model of integration between education, research, and university extension. It offers undergraduate programs in Biological Sciences (both Bachelor's and Licentiate degrees) and highly regarded graduate programs across diverse fields.

IB-USP is recognized worldwide as a hub of excellence in Biosciences. The Institute combines cutting-edge research, outstanding professional training, and a

strong commitment to innovation and discovery. Its facilities include advanced laboratories, renowned scientific collections, and specialized research centers — such as the Human Genome and Stem Cell Research Center, a global leader in medical genetics and biotechnology — as well as a dedicated Forest Reserve for research and conservation.



**INSTITUTO de
BIOCIÊNCIAS**

- IB International Relations Office
- Address: Rua do Matão, travessa 14, nº 321, Cidade Universitária, São Paulo/SP
- Website: www.ccnint.ib.usp.br
- E-mail: ccnint@ib.usp.br
- Phone: +55 11 26486815

Office Hours: Monday to Friday, from 9 a.m. to 12 p.m. and from 2 p.m. to 4 p.m.

5.8 Institute of Physics



The Instituto de Física (IF) at the University of São Paulo was established in 1934 and is one of the leading institutions for physics education and research in Latin America. As a public higher education institution, it trains professionals and researchers in various fields of physics, fostering scientific advancement through state-of-the-art laboratories and specialized research centers.

IF offers undergraduate programs in Physics, with options for Bachelor's and Teaching degrees, as well as graduate programs in areas such as Experimental Physics, Theoretical Physics, Astrophysics, Applied Physics, among others. The Institute also develops outreach projects and scientific dissemination activities, connecting the academic community with society.

The structure of IF includes several departments

and research laboratories, along with modern infrastructure for teaching, research, and technological innovation.



IF International Relations Office

- *Address: Rua do Matão, 1371 – Butantã – São Paulo/SP*
- *Website: <https://portal.if.usp.br/ifusp/>*
- *Email: crint@if.usp.br*
- *Phone/Whatsapp: +55 11 3091-6681*

*Office **Hours:***

Monday, Wednesday, and Friday: 1:00 PM to 5:00 PM

Tuesday and Thursday: 9:00 AM to 1:00 PM

5.9 Institute of Geosciences



The Institute of Geosciences of the University of São Paulo (IGc-USP) dates back to 1934, with the implementation of the Natural Sciences degree at the Faculty of Philosophy, Sciences and Letters (FFCL) of the University of São Paulo - a former institute that no longer exists - under the responsibility of the Office of Mineralogy and Geology, where the first Geosciences classes began. Three years later, the departments of Geology and Paleontology and Mineralogy and Petrology were established.

In 1957, the Geology program was officially established and moved to the Gleite Palace, settled at the avenue of the same name, where it remained for approximately 20 years. With the university reform of 1969, the Institute of Geosciences and Astronomy was created - moving to a temporary building in the new campus, called Cidade Universitária, located in

Butantã, São Paulo.

In 1972, the Institute of Geosciences and Astronomy was renamed the Institute of Geosciences (IGc-USP). The Astronomy and Geophysics areas were relocated in its own, new building, forming the now called the Institute of Astronomy, Geophysics and Atmospheric Sciences (IAG-USP).

In 1977, the Institute of Geosciences building was constructed, where it is currently located, at Rua do Lago, 562.

In 2004, a new undergraduate program was launched at the Institute, the Bachelor's Degree in Geosciences and Environmental Education. Therefore, the Geosciences Institute currently offers two undergraduate courses: Geology and Geosciences and Environmental Education - the latter is taught at night.



- *IGC International Relations Office*
- *Address: R. do Lago, 562 - Butantã - São Paulo - SP, 05508-080*
- *Website: www.igc.usp.br*
- *E-mail: ccintigc@usp.br*
- *Phone: +55 11 3091-4863*
- *Office Hours:*
- *Monday to Friday, from 1:30 p.m. to 5:30 p.m.*

5.10 Institute of Mathematics and Statistics



Since 1970, IME has been a reference in teaching, research, and university extension in the fields of Mathematics, Statistics, Computer Science, and Mathematics Education. It offers six undergraduate programs: bachelor's degrees in Computer Science, Statistics, Mathematics, Applied Mathematics, and Applied and Computational Mathematics, in addition to a teaching degree in Mathematics. At the graduate level, IME offers master's and doctoral programs in all these areas, including a professional master's in Mathematics Education.

IME's academic community consists of approximately 1,500 undergraduate students, 700 graduate students, and about 200 faculty members. Of the latter, 20% are international, a diversity that contributes to a strong education connected to the international scenario.

With activities that go beyond academia, IME develops a range of university extension activities open to the public through specialized centers. Among them, the Center for the Advancement of Mathematics Teaching (CAEM) offers continuing education courses for public school teachers; the Center for Applied Statistics (CEA) provides technical consulting in data analysis for researchers, companies, and public agencies; and the Free Software Competence Center (CCSL) promotes and supports the use of open technologies.

The Institute also hosts large-scale research projects, such as the CEPID NeuroMat, which explores connections between theoretical neuroscience and mathematics, and InterSCity, a collaborative research project involving nine Brazilian institutions focused on developing technologies for smart cities.



- *IME International Relations Office*
- *Address: Rua do Matão, 1010 (B Building, Room 14) - Butantã - São Paulo, SP*
- *Website: www.ime.usp.br*
- *E-mail: crint@ime.usp.br*
- *Phone: +55 11 3091 1848*
- *Office Hours:*
- *Monday to Friday, from 10 a.m. to 12 p.m. and from 2 p.m. to 5 p.m.*

Joint Welcome Event



The first contact that students will have at USP with the procedures and services offered by the University will be through the integrated reception meeting for international students. During the opening meeting, exchange students will receive tips and guidance both on how to use the services provided by the University of São Paulo and on consolidating enrollment and requesting new courses. They will also receive their USP exchange student documents. Below, you will find essential information to make the most of your mobility experience with us.



Enrollment at USP



USP Number

Every USP student has a USP number, which is their registration number at the University of São Paulo.

If you do not know your USP number, please contact the International Office team at the USP institution where you will be doing your exchange program. They will be able to assist you.

Unified Password

The id.usp.br system is the University of São Paulo's platform for users to manage their USP account.

On this platform, it is possible to create the Unique Password, which is essential for accessing USP's systems. We recommend that you create your password as soon as possible and ensure you do not forget it.

Tutorial

How to create your password:

- 1) Access the website: id.usp.br
- 2) Select the option "First access".



3) Enter your USP number and your email (the same one you provided when applying for the exchange program at USP).



The screenshot shows the USP (Universidade de São Paulo) login interface. At the top is the USP logo and the text 'Universidade de São Paulo Brasil'. Below this is a navigation menu with 'Senha Única' selected, containing links for 'Primeiro acesso', 'Esqueci minha senha', and 'Entrar'. The main heading is 'Primeiro Acesso > Criar Senha Única'. The form includes two required fields: 'Número USP *' and 'Email alternativo *'. Below these is a reCAPTCHA checkbox labeled 'Não sou um robô' and a 'Solicitar senha única' button.

4) An automatic email will be sent by the system with a link for you to create your Unique Password.

5) The password to be created must follow the instructions below:

- It must have at least 8 characters;
- It must include letters, numbers, and special characters;
- Do not use accents or cedilla;
- It must not contain 3 or more consecutive characters from your USP number.

Examples: SPaulo*2025 / Book#2025 / 01.Faculty

If you want to change your password:

1) Access id.usp.br

2) Select the option “Entrar” (Login)



Senha Única	Senha Única e e-mail institucional USP
Primeiro acesso	
Esqueci minha senha	
Entrar	

3) Enter your USP number and “Senha única” (Unified Password).

4) Select the opção “alterar Senha Única” (Modify unified password):



Solicitações	Senha Única e e-mail institucional USP
Alterar Senha Única	
Solicitar e-mail	
Gerenciar e-mails	
Meus e-mails	
Contas institucionais	
FAQ	

5) Write your new password, taking into account the rules below:

- Must have at least 8 characters
- It must include letters, numbers, and special characters;
- Do not use accents (ˆ, ´, ` , ~ , etc) or cedillas (ç);
- Must not contain 3 or more consecutive characters of your USP number
- You cannot reuse any of your last three passwords.

Click on “alterar minha senha única” (“Modify my unified password”)

@usp.br Email

The *id.usp.br* system can also be used to request your @usp.br email.

USP email is managed by Gmail, giving students access to Google Drive, Google Docs, and other features.

Tutorial

How to create your email account:

- 1) Access the website: *id.usp.br*.
- 2) Select the option “Entrar” (Login):



Universidade de São Paulo
Brasil

Senha Única
Primeiro acesso
Esqueci minha senha
Entrar

Senha Única e e-mail institucional USP

3) Enter your USP number and UnifiedPassword.
Select the option “Solicitar e-mail” (Request email):

<table border="1"> <tr> <td>Solicitações</td> </tr> <tr> <td>Alterar Senha Única</td> </tr> <tr> <td>Solicitar e-mail</td> </tr> </table>	Solicitações	Alterar Senha Única	Solicitar e-mail	<p>Criação de e-mail institucional</p> <div style="border: 1px solid black; padding: 10px; text-align: center;"> <p>1</p> <p>Finalidade de uso</p> </div> <table border="1"> <tr> <td>Opção</td> <td></td> </tr> <tr> <td></td> <td>Caixa Pos</td> </tr> </table>	Opção			Caixa Pos
Solicitações								
Alterar Senha Única								
Solicitar e-mail								
Opção								
	Caixa Pos							
<table border="1"> <tr> <td>Gerenciar e-mails</td> </tr> <tr> <td>Meus e-mails</td> </tr> <tr> <td>Contas institucionais</td> </tr> <tr> <td>FAQ</td> </tr> </table>	Gerenciar e-mails	Meus e-mails	Contas institucionais	FAQ				
Gerenciar e-mails								
Meus e-mails								
Contas institucionais								
FAQ								

4) Screen 1 - “Purpose of use”.
Select the option “Institutional email for individual use (access with Unique Password)”. Click “Next step”.

5) Screen 2 - USP email selection.
Enter how you would like your USP email to appear.
Domain: @usp.br
Click “Next step”.

6) Screen 3

At this stage, the terms of use for the @usp.br account will be available for review.

Click “Next step”.

7) Screen 4

Confirm your information, and if you wish to change your account name, click “Back”.

Enter your Unique Password.

Click “Confirm”.

8) Wait 30 minutes for your mailbox to be created.

9) Mailbox access is through the website: <http://email.usp.br>.

Wi-Fi (eduroam)

USP has joined the EDUROAM network. Therefore, if your institution also uses this network, the credentials from your home institution will allow you to log in to our Wi-Fi network.

What is the Eduroam network?

Eduroam (an acronym for education roaming) is an international roaming service network for users in higher education and research. It provides researchers, faculty, and students with easy and secure network access when visiting an institution different from their own.

Tutorial

How to log in to the Eduroam network?

Wireless network settings:

- Choose the SSID or “Network Name” eduroam (all lowercase).
- Authentication Type: WPA2 Enterprise
- Encryption Mode to be used: AES

User Authentication Settings:

- Authentication Protocol: EAP (select PEAP or TTLS) – on Android systems, TTLS works better.
- Authentication Method: MS-CHAPv2

User Credentials:

- Username: USP number with the suffix @usp.br (example: 12345678@usp.br)
- Access Password: corresponds to the Unique Password used for USPdigital access.

For more information, visit the website:
<https://eduroam.usp.br/como-usar/>

Academic Life and USP's systems



USP Credits

At USP, credits are calculated based on two main types:

- Semester Hour Credit (Crédito Aula): refers to in-class contact hours (15 hours per credit).*
- Coursework Credit (Crédito Trabalho): refers to guided academic activities outside the classroom (30 hours per credit).*

Each course may combine both types of credits. Independent study hours (such as reading, exam preparation, etc.) are not formally included in the credit count. Therefore, the total number of credits does not reflect the student's full workload, but only the hours directly linked to faculty-guided activities.

For example, a course with 2 semester hour credits and 1 coursework credit corresponds to a total of 60 hours (excluding any additional time the student will spend outside of class).

Grading System

At the undergraduate level at USP, grades range from 0 to 10 and may be rounded to the nearest tenth. In order to pass a course, students must meet two mandatory requirements:

- Achieve a minimum grade of 5.0 (five);*

- Maintain at least 70% class attendance.

The interpretation of grades between 5 and 10 (such as “excellent,” “very good,” “good,” “fair,” “satisfactory,” “pass,” etc.) may vary depending on the course and the instructor.

This system is designed to assess both the student’s knowledge and their engagement in the activities proposed throughout the semester.

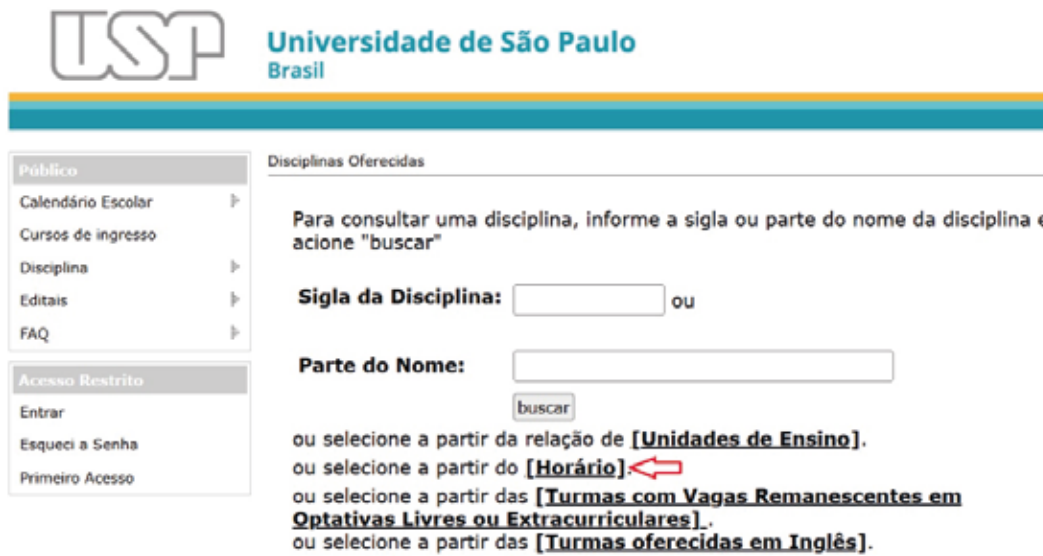
How to find courses (Undergraduation)

To search for courses offered during your exchange semester, you must access the public area of the Jupiterweb System (exchange students do not have login access to the system). To find the courses that will actually be available, follow these steps:

Disciplinas > Busca por Turmas:



Select the option 'Horário':



USP Universidade de São Paulo
Brasil

Disciplinas Oferecidas

Para consultar uma disciplina, informe a sigla ou parte do nome da disciplina e acione "buscar"

Sigla da Disciplina: ou

Parte do Nome:

ou selecione a partir da relação de **[Unidades de Ensino]**.
 ou selecione a partir do **[Horário]**.
 ou selecione a partir das **[Turmas com Vagas Remanescentes em Optativas Livres ou Extracurriculares]**.
 ou selecione a partir das **[Turmas oferecidas em Inglês]**.

Select the USP Unit, the Department and the day of the week:



USP Universidade de São Paulo
Brasil

Busca

Preencha as informações pelas quais você deseja encontrar uma Disciplina e escolha "Buscar"

Unidade:

Departamento:

Dia da Semana:

By logging to Mundus System (USP's system for international relations), you can access your transcript at the end of the semester. In addition to the Mundus System, you can also access Moodle (if the instructor of the course opts to use it) and MatrUSP (which will help you set up your class schedule for the semester).

We also recommend downloading the apps listed

below, as they will be very helpful for your daily life at USP:

e-Card USP: The digital student card can be used to access university restaurants (Bandejões), campus libraries, and CEPE USP (Sports Practice Club).

Campus USP: This app allows you to report incidents to the University Security, such as theft or lighting issues.

Guia USP: This app functions as a guide to the USP campi, highlighting points of interest (cultural, health-related, academic, etc.), as well as circular bus routes and their real-time locations.

Cardápio USP: With this app, you can check the daily menu at all USP restaurants (Bandejões) and monitor your balance.

For more information, visit: <https://jornal.usp.br/universidade/universidade-aplicativos/>



e-Card USP



Campus
USP



Guia USP



Cardápio
USP

Cards and documents



USP Card

The USP student card is your credential within USP – by presenting it, you will have access to some areas of the university, such as the University Restaurants, Libraries, Sports Practice Center, etc.

The USP card is available in both physical and digital formats (via the e-Card USP app). In case of loss or theft, report it to the International Office of your USP unit as soon as possible.

Note: If you lose your physical card and need a replacement, a fee will apply.

*(*except in cases of theft, where a Police Report must be presented (details here).*

USP Bus Card

The “Bilhete USP”, known as BUSP, is a transportation card exclusively for the USP community. With this card, you can use the bus lines listed below free of charge:

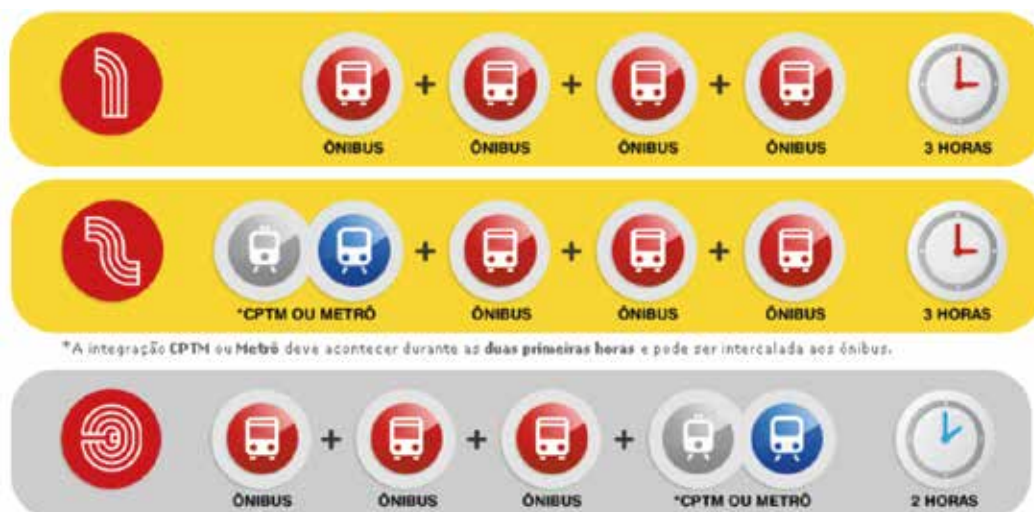
8082 - 10	_____	USP - Metrô Butantã
8083 - 10	_____	USP - Metrô Butantã
8084 - 10	_____	USP - Metrô Butantã
8085 - 10	_____	Circular dentro da USP

Bus Card

The public transportation fare in São Paulo costs R\$5.00 (buses) and R\$5.20 (metro and trains).

Regular Bilhete Único

To help passengers save money, the *Bilhete Único* (commonly known as the "Regular Bilhete Único") was created. It is a card that allows users to access various modes of transportation (buses, metro, and trains) by paying a single fare for trips made within a specified time frame (usually 3 hours) and enabling transfers between different modes of transport without additional charges.



You can request your Regular Bilhete Único on the SPTrans website (São Paulo's transportation company) or at the nearest authorized service point to USP, located at the Pinheiros Terminal.

Student Bilhete Único

As a USP student, you can apply for the Student Bilhete Único, which allows you to pay a reduced fare when using public transportation in the city.

How to get your Student Bilhete Único:

Step 1: Send your information via email to the International Office of your USP Unit. Include the following details:

- RNM protocol;
- CPF number;
- Address in São Paulo (including the postal code).

Step 2: *Enroll at USP.*

Register for your courses at USP, following the guidelines provided by the International Offices.

Request your enrollment certificate from the International Office of the USP Unit responsible for your mobility program.

Step 3: *Submit your information to PRIP USP.*

Access the PRIP USP webpage and complete the online form.

Step 4: *Apply for the Student Bilhete Único on the SPTrans website.*

After completing the PRIP USP form, wait 7 days and then visit the SPTrans website to request your Student Bilhete Único.

Pay the R\$30.80 fee at banks, lottery agencies, or via PIX.

Step 5: *Receive your card.*

After completing all the steps, the card will be sent to the address you provided to SPTrans within 15 business days.

*** The advantage of requesting the Regular Bilhete Único is that you can get the card faster than the Student Bilhete Único, which takes approximately 2 weeks to be ready.

Individual Taxpayer Registry

A CPF (Cadastro de Pessoa Física) is the Individual Taxpayer Registry in Brazil. It is a unique identification number issued by the Federal Revenue Service of Brazil (Receita Federal) for tax purposes.

The CPF is essential for many activities in Brazil, such as opening a bank account, signing a rental contract, buying a SIM card for your phone, shopping online and accessing public services.

Foreigners living in or visiting Brazil can also obtain a CPF if needed. It's a key document for participating in the country's economic and bureaucratic systems.

Getting your CPF is easy! Follow the steps below.

Tutorial

If you are abroad:

Step 1

*Fill out the CPF Request Form through the link:
Request Form*

Step 2

Access the website of the Brazilian consulate nearest to your city of residence and check how to schedule an appointment (via email, e-consular, etc.) to submit the required documents:

- *CPF Request Form*
- *Identification Document (Passport)*

If you are in Brazil:

Step 1

*Fill out the CPF Request Form through the link:
Request Form*

Step 2

Send an email to atendimento@rfb.08@rfb.gov.br with the following documents:

- *CPF Request Form*
- *Identification Document (Passport)*
- *A Selfie ID holding your Passport, with enough resolution to clearly read the document's details (example of a Selfie ID below)*

Example of a Selfie ID:



For more information, visit:

<https://www.gov.br/pt-br/servicos/inscrever-no-cpf>

National Migration Registration

Upon your arrival in Brazil, if you plan to stay for more than 90 days, it is mandatory to register with the Federal Police. Additionally, each time you wish to extend your stay, you are required to repeat the registration process. After registration, you will receive the RNM (Registro Nacional Migratório), previously known as RNE (Registro Nacional de Estrangeiro). The RNM is your official document proving your legal status in Brazil and will serve as your identification document.

If you do not obtain your RNM within 90 days from your date of entry into Brazil, you will need to pay a fine for the days you stayed in the country without registration.

Tutorial

Step 1:

If you have arrived in Brazil in the last 90 days with a visa: If your visa states "Register with the Federal Police within 90 days of first entry," follow the registration process for Registro de imigrante detentor de visto temporário ([detalhes aqui](#)).

If you are covered by the MERCOSUR Residence Agreement([details here](#)): Follow the procedure for the Acordo sobre Residência do MERCOSUL (Argentina, Bolivia, Chile, Colombia, Ecuador, Paraguay, Peru, and Uruguay) ([details here](#)).

Step 2 - Fill out the form available on the website (<https://servicos.pf.gov.br/gru2/gru?nac=1&rec=9>) and generate the Guia de Recolhimento da União

(GRU) to pay the fee for issuing the immigrant identity card (code 140120 - R\$204.77).

Step 3 - Schedule an appointment at the Federal Police Office (<https://servicos.pf.gov.br/agenda-web/acessar>).

Step 4 - Attending your appointment:

Every applicant must attend an in-person appointment at the Federal Police office. During this appointment, you must bring along all original documents and their copies. The interview location is as follows:

Federal Police Office (Superintendência da Polícia Federal):

Address: Rua Hugo D'Antola, 95 - Água Branca, São Paulo - SP, 05038-090

NOTE: Your registration cannot proceed if any of the required documents are missing.

Step 5 - After you register:

At the end of your interview, the police will give you a registration certificate ("protocolo"). Keep it throughout your stay in Brazil to:

- prove that you are registered with the Federal Police (RNM);
- notify the police of any changes in your details;
- facilitate your return to Brazil after traveling;
- apply to extend your stay in Brazil.

It may take up to 180 days to receive your RNM card (CRNM: carteira de registro nacional migratório). In the meantime, use the "protocolo" (accompanied by your passport) as your Brazilian ID.

Exemple of registration certificate ("protocolo"):

PROTOCOLO
SERVIÇO PÚBLICO FEDERAL
POLÍCIA FEDERAL
DIREX-COORDENAÇÃO-GERAL DE IMIGRAÇÃO

NOME		SOBRENOME	
SEXO		DATA DE NASCIMENTO	RNM
CLASSIFICAÇÃO TEMPORÁRIO	AMPAHO 281 - ART. 30, I, LETRA D DA LEI 13.445/2017.		PAÍS DE NACIONALIDADE
FILIAÇÃO 1		FILIAÇÃO 2	
	Tipo de Requerimento Registro	Nº Requerimento	Data/Hora da emissão Validade
<p>A aceitação deste protocolo está condicionada à conferência dos dados pessoais do titular por meio da apresentação do documento de identificação pelo interessado e à verificação de sua validade por intermédio de consulta no site oficial da Polícia Federal na internet ao informar o código de controle: XXXXXXXXXX</p>			

Exemple of a CRNM:

REPÚBLICA FEDERATIVA DO BRASIL
CARTÃO DE REGISTRO NACIONAL MIGRATÓRIO

SOBRENOME: XXXXXXXXXXXXXXXXXXXXXXXXXXXXXXXX
NOME: XXXXXXXXXXXXXXXXXXXXXXXXXXXXXXXX
DATA DE NASCIMENTO: DD/MM/AAAA SEXO: X
FILIAÇÃO: XXXXXXXXXXXXXXXXXXXXXXXXXXXXXXXX
NACIONALIDADE: XXXXXXXXXXXXXXXX VALIDADE: DD/MM/AAAA

RNM
X123456-Y

CPF: 000 000 000-00
CLASSIFICAÇÃO: RESIDENTE
DOMICÍLIO: XXXXXXXXXXXXXXXXXXXXXXXX
EMIÇÃO: DD/MM/AAAA CGPI/DIREX/PF

NOMENOMENOME<<NOMENOME<NOMEN<NOMENOM
V137902M<9PRT7606065M1204241<<<<<<<<
V137902M<9PRT7606065M1204241<<<<<<<<

USP Facilities



University Restaurants

The University of São Paulo has University Restaurants (known as "Bandejões") where the community can have breakfast, lunch, and dinner at affordable prices:

<i>Breakfast</i>	<i>7 A.M - 8:30 A.M</i>	<i>R\$ 0.50</i>
<i>Lunch</i>	<i>11:15 P.M - 14:30 P.M</i>	<i>R\$ 2.00</i>
<i>Dinner</i>	<i>17:30 P.M - 19:45 P.M</i>	<i>R\$ 2.00</i>

**Note: The hours listed correspond to the Central Restaurant.*

USP has four University Restaurants:

- **Central Restaurant**
 - *Praça do Relógio, travessa 8, nº 300, Cidade Universitária/Butantã, São Paulo/SP*
- **Physics Restaurant**
 - *Rua do Matão, Travessa R 187 – Instituto de Física – Cidade Universitária/ Butantã, São Paulo/SP*
- **PUSP-C Restaurant**
 - *Av. Prof. Almeida Prado, 1280 – Cidade Universitária/Butantã, São Paulo/SP*
- **Chemistry Restaurant**
 - *Av. Lineu Prestes, 748 – Instituto de Químicas – Cidade Universitária/ Butantã, São Paulo/SP*

To use the University Restaurants, you must load your USP Student Card with funds to pay for your meals.

Where to add credits:

Room 612, Block K, Rua da Praça do Relógio, 109 – 6th floor (8:00 AM - 6:00 PM)

Note: Only cash is accepted.

For more information, visit:

<https://prip.usp.br/restaurantes/>

Student Computer Rooms

computers designated for undergraduate and graduate students, called the ‘Sala Pró-Aluno’ (Student Room). In these rooms, you can access the internet, work on assignments, conduct research, and also print documents for free (just bring your own printer paper).

To access the computers, you must log in using your USP number and Unique Password.

The operating hours of the Sala Pró-Aluno vary between Units. For more details, contact the local international office.

Health Care

Health care can be provided free of charge through the Public Health Network. In case of emergencies, it is possible to use the University Hospital (HU).

Foreign students are advised to rely on the Health Insurance purchased in their home country in case

of health issues.

- Website: www.hu.usp.br | Email: hu@usp.br
- Address: Av. Prof. Lineu Prestes, 2565
- Phone: +55 11 3091.9200

Mental Health Care

The University of São Paulo offers the ECOS Program (Listening, Care, and Guidance in Mental Health), which provides a welcoming space and guidance in seeking solutions for various struggles and emotional challenges.

Location – Cidade Universitária, São Paulo
Rua do Anfitheatro, 181 – Favo 22, Cidade Universitária / Butantã – São Paulo/SP
(in front of the Block C gate of CRUSP)
Opening hours: Monday to Friday, from 8 a.m. to 5 p.m.

Website: <https://prip.usp.br/areas/saude-mental/programa-ecos> | Email: ecos.prip@usp.br
Phone: +55 11 3091-8345

USP has also established SUA (USP System for Reception, Reporting and Accountability for Harassment, Violence, Discrimination, and Other Human Rights Violations), a support and reporting system that serves the entire USP community. Its goal is to protect the person reporting an incident, while ensuring due process and the rights of all parties involved.

Phone: +55 11 3091-5001
Website: <https://prip.usp.br/institucional/sistema-usp-de-acolhimento-sua> | Email: sua.prip@usp.br

Sports

The USP Sports Practice Center (CEPEUSP) offers a wide variety of free physical, sports, and leisure activities to the university community (students, professors, and staff).

Access to the facilities is only allowed upon presentation of the USP Card. Additionally, it is possible to enroll in various sports programs offered to the USP community or in specialized programs, subject to the payment of the respective fees.

To use the swimming pool facilities, a medical examination is mandatory and must be conducted in room 37-A of the velodrome (for more information, send an email to laausp@gmail.com).

Website: www.cepe.usp.br

Email: cepeusp@usp.br

Address: Praça 2, Prof. Rubião Meira, 61

Phone: +55 11 3091.3362

Libraries

USP has more than 60 libraries with extensive collections that include a wide variety of reference materials (such as books, theses, journals, DVDs, CDs, images, music scores, music magazines, etc.). The libraries also offer access to electronic publications, research databases, and study spaces—some even feature multimedia rooms and individual audio and video booths.

Library registration is automatic, and all you need to borrow materials is the USP Card or the USP e-card.

Website: <https://www5.usp.br/pesquisa/bibliotecas/>
USP Online Library Catalog

Portuguese Course

The Interdepartmental Language Center of the School of Philosophy, Languages and Literature, and Human Sciences at the University of São Paulo (FFLCH) is a study and teaching center that supports the academic development of the university community.

It offers courses in Portuguese as a Foreign Language Conversation and Reading and Writing Practices in Portuguese as a Foreign Language.


For information on schedules, available classes, and to complete the registration form, visit:

clinguas.fflch.usp.br

Housing

USP does not provide accommodation or housing for international students. The responsibility of finding houses, apartments, student dormitories, boarding houses, or student republics lies entirely with the individual.

Student Organizations



Student organizations at USP play a fundamental role in the academic and social lives of students, promoting activities, events, debates, and providing opportunities for personal and professional development. Some of the main categories of student organizations include:

Academic Centers (CAs)

Academic Centers are political entities that represent students in each program and are responsible for organizing cultural events, sports activities, debates, and actions related to student demands. Each USP School has an Academic Center. Examples:

- *Centro Acadêmico Lupe Cotrim (ECA);*
- *Grêmio Politécnico da USP (EP);*
- *Grêmio da Faculdade de Arquitetura e Urbanismo e de Design da USP (FAU);*
- *Centro Acadêmico Professor Paulo Freire (FE);*
- *Centro Acadêmico da Física USP (IF).*

Sports Associations (Atléticas)

The Academic Sports Associations promote integration and student retention through sports activi-

ties and competitions between programs and universities, such as the traditional university games (Bichusp, InterUSP, BIFE, JUCA, TUSCA, InterFAU, etc.). Examples:

- A.A.A. ECAtlética (ECA)
- A.A.A. Politécnica (EP)
- A.A.A. FAUUSP (FAU)
- A.A.A. XV de Outubro (FE)
- A.A.A. Gleb Wataghin (IF, IAG, IPEN and IEE)

Cultural Entities

These organizations focus on arts, culture, and leisure, offering workshops, performances, and spaces for artistic expression. Examples:

- University Drum Ensembles (Baterca (ECA), Rateria (POLI), Brutalista (FAU), Batimeduca (FE e IME), Cherateria (IF, IAG and IPEN), etc);
- TUSP (USP Theater)
- Coral da USP (various USP Schools have their own choirs, which are open and free for participants of all skill levels).

Internationalization Associations

USP has some student organizations dedicated to cultural and international exchange, as well as global networking through integration activities. Examples:

- iPoli (EP) - @ipolusp
- InGloba (FFLCH) - @inglobafflch

[illegible]

Notes

[illegible]

